

“Great Shot!”

Basketball at Scotch College

Distribution: Principal, Vice Principal, Heads of Year, Head of Sport, Coaches, Team Managers, Players and Parents.



SLAM DUNK CLUB
Basketball Parents' Support Group

ROUND 1, SATURDAY 2ND MAY
ALL BOYS PLEASE CHECK THE BOARDS
FOR TRAINING / PLAYING TIMES

DIARY DATES 2009

Yrs 7 and 8 Skills Camp

Dates TBA
Venue Scotch-At-Cowes

3-on-3 Competition/Old Boys Match/Presentation

Date Tuesday 4th August 2009
Time 4.00pm – 10.00pm
Venue Upper Gym, Glenn Centre

2009 USA Tour *UNFORTUNATELY THIS TOUR HAS BEEN CANCELLED*

PLEASE BE AWARE THAT TOURS ARE BEING PLANNED
FOR 2010 – SO START SAVING NOW!!

INSIDE

Coaches Corner	Page	2
Great Start to Season 2009	Pages	3-5
Captain and Vice Captain announced	Page	6
Message from Jack Railton-Woodcock, Co-Captain 2007	Page	7
“Great Shot!” and Photos	Page	8
SDC Year Level Coordinators	Page	9
Scorers	Pages	10
Basketball Club Uniform and School Badges	Page	11

COACH'S CORNER

by Randy Shanklin

How often do we hear coaches say “turn up ready to play!”? This can mean so many things when you think of our sport and all of the various aspects involved in the game. Hopefully the following information will be helpful in your pre-game preparation and you will impress your coach and teammates.

Players: For senior players who must turn up an hour before their matches, the opportunity to focus on the coach's game plan and scouting report is greater for you as it is usually written on the whiteboard in the locker room. Junior players do not have that luxury so it is imperative that you really think about what you need to do on the ride to the game and once you enter the stadium. A few things to keep in mind would be, knowing the offence your team runs, what type of defense your team plays, things your coaches taught you during the trainings that week, and what things worked well/did not work well for you the last time you played. Once warm ups start it is important to make shots as well as breaking a sweat; If you are struggling to make shots with no defense on the court, then you will more than likely struggle once the game starts. When the game starts you should not be leaning back relaxed on the bench. You should be sitting forward paying attention to how the game is being played and how the referee's are making calls. If you can see yourself contributing to the team as you wait to play, then you will be more likely to do better than the player who sits back laughing and not focusing on the game.

Coaches: Coaches have just as much responsibility (if not more) as a player to “turn up ready to play!” You are to know your game plan and how each one of your players fit into it/or not. Not only should you know your game plan, but you should be thinking of the adjustments you will have to make if things do not go as planned. This could be different lineups, substitution patterns, and different play options. During warm ups it is a good idea to focus on how well your players are warming up. If they are “mucking around” and unfocused then pull them up right away!!! A poor warm up is a recipe for disaster when the game starts! It's also important to have a look at how the other team is warming up to see who is making shots, how organized their warm up is (which is usually a sign of a well/poorly coached team), and to pick up on any tendencies the players have (left-handed, right-handed). When the game starts, so does the adjustment phase of your coaching. If you are focusing too much on the officials, then you have lost focus on your team and you have lost your edge to “be ready to play!” If you are well prepared and you have prepared your team, then everything will take care of itself. Even if you are disappointed by the result, please be a good role model and shake hands with the opponents and the officials. Try to keep post-game speeches general and not player specific (unless it is complimentary).

Parents: The contribution of a parent to the readiness to play of their young athlete can be very simple if the following suggestions are followed:

- Make sure you try to get your child to the match venue as early as possible. Anxiety over being late may cause the child; his/her team mates and their coach to lose focus.
- Try to keep your ideas of what your child or his coach and teammates “should” be doing to yourself. Your information may very well be accurate, but it may be the exact opposite of what the coach has asked of your young player.
- During the match if you don't have anything nice to say, then **don't say anything at all!** If you do not think that obnoxious behavior affects the way your child and the team perform, then you are sadly mistaken.

After the match please do not try to discuss playing time or tactics with the coach. If you wish to discuss these things then appropriately approach the team manager and request a meeting with the coach. If you are not satisfied with the response then there is a formal issue resolution process that should be followed and can be found on the Gators web site. 4) Support your child's performance whether you believe they played well or not. I often hear that a coach is taking a players' confidence because they are not playing them. That may be partially true. Negative feedback from a parent (whether it is about the player or the coach) may cause more damage as the burden of care weighs more heavily on the parents. You did not become the “great human being” and “world's greatest parent” by enjoying only positive experiences in your life! Try to learn and help the child learn from the situation rather than trying to control and alter the experience.

In closing, there are a lot of different things that surround a child “being ready to play!” If everyone does their part, then there is a greater opportunity for the child to grow and develop into a leader and establish a solid foundation for work ethic. We are a very solid club and get great support from our parents.

Keep up the good work and I challenge you all to take the steps to “be ready to play!”



After selection trials were completed last term, a number of 'teams' took part in a basketball extravaganza at Scotch on April 15th. Years 7, 8, combined Years 9-10, and the 1st team suited up to play **St Patrick's College, (Wellington, NZ)**, and did the school proud at each level of competition.

Our 1sts had the bonus of playing **Xavier College** on Tuesday 14th April, and a good crowd of spectators witnessed a strong display from both teams, although it is noted that Xavier was not at full strength. **Scotch took the ascendancy in the 1st half to lead at the break 37 - 17. Alex van Ryn** led the assault with **10pts** and **Matt Hancock** nailed **8pts**. The 2nd half matched the 1st both in effort and a tenacious attack on the basket to see **Scotch win the game convincingly 73 - 32**. Four players made double figures: **Van Ryn 17pts, Matt Hancock 14pts, Cam Lowe 11pts, Hayden Lamont-Stacy 10pts, and all players scored**. An impressive start!



On April 15, we welcomed approximately 50 players, coaching staff and parents from St Patrick's College. The opening game saw the **Year 7** boys take on the Kiwis with great spirit but unfortunately few baskets in the 1st half. For some time, matched against several seriously tall opponents and good ball handlers, it was not exactly clear how our boys might score, but **Will Nash** answered the call late in the half with two fine lay-ups. The 2nd half saw Scotch tighten their defensive effort and show more aggression in offense to hit 12 points. **Nash** finished with **8pts** **Alex Silva 4pts, Redwood Thatcher and Lachlan Maxwell 2pts** a piece. It is fair to say that **St Patrick's dominated the boards and went on to a comfortable victory 61 - 16**.

Game 2 was tightly contested in the opening half, which saw **Aaron Hall** unleash his ability and score 10pts. **Cam Powell** took the rock to the hole for 5pts and at the break, **Scotch trailed 19 - 21** in what promised to be a fantastic fight to the finish. **Hall** finished with a game high **15pts, Powell 7pts, Jin Pang 6pts**, but despite an impressive effort from Scotch, **St Patrick's pulled away to win 46 - 36**.


The combined Year 9 - 10 team started slowly against some very quick and capable opponents and managed 6 opening half points to St Patrick's 19. The 2nd half was better for Scotch but, again, **St Patrick's** superior size and skill undid our team and they ran out **convincing winners 61 - 19. Michael Scott** finished with **7pts, Francis Ha 5pts.**



Thus, three Scotch teams left the field defeated but by no means ashamed as our 1st Team players came together around **Coach Shanklin** before our final charge. These few, these happy few, soldiers for the working day, listened quietly and confidently to **Coach Shanklin's final instructions.** Centres were called. The ball was tossed skyward, and the game commenced.

The opening minutes passed in moments as both teams played hard and fast. Shots were taken and missed, the ball spilled free on occasion, and some passes failed to reach their target. Scorers chewed pencils for lack of employment but neither team could penetrate and strike where it hurts, until at about the 4 minute mark, **Scotch opened its account with a made foul shot!**

Oh, my brothers; what happened next was *special*. Scotch moved into a **transition game** that **breached St Patrick's best attempts** to block up that fatal passage. Points accrued one by one, two by two, and three by three until the sides were called to lay down their arms at the break, with **Scotch leading the courageous and undaunted Kiwi 24 - 11. Coach Shanklin** allowed his charges time to take ownership of what they had achieved, to dress their wounds and rally themselves again to **DO**. To run and pass and jump and attack and work like wasps to finish what they had begun. *He summoned them to centre court and again they did encircle him. They listened and they did believe.*



In this writer's opinion, the 2nd half saw the finest exhibition of ½ court man-to-man defence and transition basketball since the great sides of the early 90s, except for one thing: SPEED. These kids are fast! They look up and they hit targets. They finish well and are quick to recover and defend with passion and understanding. In short, the 2nd half saw **Scotch repay the scorers with 40pts, to eventually claim an impressive victory 64 - 31.** Moreover, all players made genuine contributions to the team's success. **Matt Hancock** finished with **13pts, Charlie Ralston 11pts, Ben Allison and Alex Van Ryn 10pts apiece, and Alex Fejer 7pts.** Lowe, Fejer, Andrew Lim, and Charlie Hancock held the

defensive end together, and Nick Wilson, Lamont-Stacy, Van Ryn, Allison, and Fejer turned defensive turnovers into some stunning transition baskets.

St Patrick's *played* their hearts out and were not cowed at any point in the game that was played in great spirit throughout the 40 minutes, and after our two great schools exchanged gifts to commemorate the occasion of our first meeting, all enjoyed light refreshments, sausages and hamburgers, and good company, thanks to the brilliant efforts of the **Slam Dunk Club**.

This was a great day, in many ways, for **Scotch Basketball**. Two great schools have come together for the first time and we will work to maintain our already strong relationship. **The Slam Dunk Club** and, in particular, **Carol and Ian Hancock**, worked tirelessly behind the scenes to ensure the day's success, and the mums and dads who provided post-game nourishment, refreshment, and a cheerful welcome, were tremendous.

Our players should remember this special day and not overlook how much effort their folks and coaches invest in bringing these events to life and, judging from the conversation and laughter around the barbecue in the early afternoon, one might even say, *'These are great days.'*

Go Scotch!



RCFH
TiC Basketball
April 16, 2009



2009 CAPTAIN AND VICE CAPTAIN ANNOUNCED



Director of Coaching Lukas Carey, 1sts Coach Randy Shanklin, Captain Ben Allison, Vice-Captain Cam Lowe, Special Guest Lanard Copeland, Teacher in Charge Rob Hortin

I am honoured to be appointed **Captain** of the **Scotch Firsts** basketball team for 2009 and must first thank teammates, Coach Randy Shanklin, Lukas Carey (Director of basketball at Scotch) and Rob Hortin (TIC of basketball at Scotch) for giving me the opportunity to help lead the First's to their first APS championship since 1992. I believe the group Randy has chosen boasts great depth of talent - that which many other school teams do not possess. With the inclusion of Alex Fejer (year 9), Matt Hancock (year 10) alongside our remaining year 12's in the team, I believe we pose a great threat to other schools in the APS competition and have the ability to go all the way to seriously challenge for the Premiership this year. Under the guidance of Coach Randy, who will have coached the majority of the team for up to four years,

I believe we as a team are a committed group who will benefit from a solid pre-season (already recording convincing wins over Xavier and St Patrick's from NZ), and show the fruits of the coaching program which has been implemented by the school over recent years.

Finally, I would like to congratulate **Cameron Lowe** on his appointment as **Vice Captain** of the team and the selection of all other members of the **Scotch Firsts** for 2009. The team consists of:

Cameron Lowe (Yr 12), Hayden Lamont-Stacey (Yr 12), Matt Hancock (Yr 10), Nick Wilson (Yr 12), Charlie Hancock (Yr 12), Alex Van Ryn (Yr 12), Andrew Lim (Yr 12), Alex Fejer (Yr 9), Ben Allison (Yr 12), Charlie Ralston (Yr 12)

2009 1STS



I look forward to an enjoyable and successful 2009 season, commencing with a round one clash against Haileybury this week and wish all the boys representing Scotch this year success with their basketball.

Ben Allison

Message from Jack Railton-Woodcock, Co-Captain 2007.

MANHATTANVILLE VALIANTS



Height: 6' 9" **Weight:** 235 lbs

Position: F/C

Year: Fr.

Hometown: Melbourne, Australia

High School: Scotch College

Major: Business

Biography:

2008-09: Made three appearances in his first collegiate season ... set season highs with eight points and four rebounds in six minutes in his college debut against Medgar Evers (11/21).

Hey Carol,

It's going really well over here thanks :-)

Our season finished a few months ago (around March) where we lost in the Conference finals. If we won that game we would have gone to the NCAA tournament (the division 3 one isn't quite as big as the division 1 one, but still), so we were all really disappointed but it was still a super great experience. The team we lost to eventually made it all the way to the elite 8.

Manhattanville has only made it to the NCAA tournament 3 or so times, once a few years ago and the rest back in the 70s and 80s, and we've never actually won a game in the tournament so next year we're going to try and make history. We had 2 weeks off and started again that Monday with a 6am lift. Awesome!

If I had anything to say to the shorter beings about achieving my dreams, it's that hard work really does pay off. As hard as a practice might be and as hard as getting up at 6am to lift weights is, you have to always remember that it's just making you better. My team this year had 21 guys on it, 11 of which were Freshmen, so playing time was very hard to come by. I only got legitimate minutes (like, not at the end of the game when we were up by 20) in 3 games, which was 3 more than about 12 other guys on the team, so I did ok, even though I felt I could have done better.

The other thing about the dream was that my first goal was just to get here, but when I got here I needed to make new goals of actually playing and contributing to the team. I worked super hard in every practice and eventually coach let me get in my first game, where I scored 8 points and 4 rebounds in 4 minutes (giving me a nice 8ppg average for the first half of the season), and I kept working hard, and even though it felt like the coaches might not be noticing it because it was a while before I would play again, it didn't stop me because I knew someone had to recognise eventually. So I never really achieved my goals, just the first part, and then they needed to change.

Jack

REGISTER NOW FOR THE “GREAT SHOT!”

Register for the weekly email alert by sending an email to Scotch.basketball@scotch.vic.edu.au with ‘subscribe’ in the subject line and the name

and year level of your son(s) in the body of the email.

Each week the “Great Shot!” newsletter will bring you the latest game results, photographs of players in action, news for parents and notices of upcoming events.

Look for it on the web each week at <http://www.scotch.vic.edu.au/Sport/bball/bball.htm>

Each week throughout the playing season an *email alert* will be sent to those parents, players and supporters who opt in to the SDC email list.

You can unsubscribe at any time.

Archive editions of the ‘Great Shot!’ newsletters are available in full colour on the

Scotch College website: <http://www.scotch.vic.edu.au/Sport/bball/bball.htm>

WANTED — PHOTOS

All budding photographers out there – the boys *love* to see not just their names in print, but their leaps to great heights immortalised on film, so take your cameras along and photograph our boys performing amazing feats of skill with a basketball.

We will include a sample of the photos we receive each week.

Please send your photos to carol.hancock@hancockproperty.com.au

Taking Photos for Basketball

Hanging out behind the backboard is a great place for getting good shots. You could easily spend 80 percent of the game here. Rebounds, scoring, fights over the ball — it all happens under the boards. Here are some other good locations for shooting hoops:

- **Take to the bleachers.** Plan to take some shots from up in the bleachers with a telephoto pre-focused on the rim. This is a good location for getting the rebounder pulling the ball off the rim and a good look at the player's face. Try to find a spot a little higher than the rim. This generally calls for a longer zoom lens setting, about 100 mm to 135 mm for a digital camera.
- **Head for the sidelines.** Also shoot along the sideline with a longer zoom setting to get a shot of a ball handler bringing the ball up court. From this position, you can also look for a shot of the coach yelling instructions to the players and pivot to grab some crowd intensity shots. Sometimes you can catch a tense moment as the ball is thrown back into play.
- **Don't forget half time.** Now's the time to look for shots of the coach and players talking strategy. A wide-angle gets you in close when possible (easy for high school ball and younger, but you probably won't be able to get that close for college and the pros).



Basketball is a great sport for a novice photographer who's looking to build a sports portfolio. It's possible to get good photos without having to break the bank on a camera with an ultra long telephoto lens zoom setting.

SCORERS

Each team needs to provide competent officials as indicated:

- 1sts 2 per school (clock, scorer, observer, scoreboard)
- 2nds – 6ths & Year Levels: 1 per school (clock/observer, scorer)











As a refresher to those parents in need, included is a brief summary of how to complete the scoresheet and an example of the scoresheet.

Scoring is really quite simple and requires only a little knowledge to be successful.

Running Scoresheet

1. Write score in the personal column **FIRST**, then add to running total. (in event of discrepancy the personal scores count)
2. Write two points as '2', three points as '3'.





3. Draw a square for foul shots:-

-  First shot missed
-  First and second shot missed
-  First shot made
-  Both shots made
-  First shot missed, second shot made
-  Three shots all missed
-  All three shots made
-  First shot missed, second and third made
-  First and third shots made, second missed
-  First and second shots missed, third made

4. Draw a circle for a bonus shot (one shot only)

⚡ Bonus shot Symbol ⊙ Bonus shot missed ⊖ Bonus shot made

5.

4	9	14	5
			

 - Running Totals
mark two points diagonally across boxes
mark three points horizontally
mark fouls shots vertically

Close off personal score with this sign > Don't use parallel lines

Mark off each space in totals column (no score use a dash-, don't use zero)

Indicate player number against all scores and fouls

6. Fouls:

A circle is used to indicate a personal foul (P)

A cross (X) indicates two shots (P2)

A Stroke (/) indicates one shot

A 'T' indicates a technical foul

A line through remaining fouls indicates disqualified 'D'

A 'U' indicates an unsportsmanlike foul

Do not add technical fouls on bench to team fouls

Write Bench in name column and mark as usual

The **Slam Dunk Club** is the Parent Support Group for Basketball at Scotch College and provides support for the staff, coaches and the players throughout the APS basketball season. The Committee meets once a month (wine and cheese nights and we have a lot of fun) throughout the playing season as well as a couple of times outside the season. All welcome.

Please contact Club Secretary Ian Hancock (ian.hancock@hancockproperty.com.au) for more information.

YEAR LEVEL COORDINATORS

Open teams	Sue Lowe, Sallie McCleary
Year 10	TBC
Year 9	TBC
Year 8	Anne Mulcahy, Jackie Moustias, Shane Hall
Year 7	Paul & Lindy Thatcher, Robert & Merran Moorwood
Family Association	Sue Lowe
Junior School Coordinator	TBC

Thank you to all the coaches, team managers, the parents, the players, the scorers, the photographers, and the referees who make basketball at **Scotch College** such a great sport with which to be associated.

“Scotch College – Pushing the limits as one”



SLAM DUNK CLUB
Basketball Parents' Support Group

BASKETBALL CLUB UNIFORM

ORDER FORM

Compulsory Warm-up tops

\$20.00



Polo Shirt

\$20.00



Name: _____

Size: (S,M,L,XL, 2XL) _____

Contact Phone number: _____



Found!

A PIECE OF YOUR HISTORY



Name _____

Address _____ Suburb _____ Postcode _____

Telephone _____ Email _____

I/We wish to pay \$_____ for _____ badges @ \$20.00* each

Cheques payable to Slam Dunk Club

Mail to

Slam Dunk Club

Attention: Sallie McCleary

4/40 Wandsworth Road,

Surrey Hills VIC 3127